

QIKPAC triple

QIKPAC Triple is a mobile power hub designed for a team of people on the go. The pack includes three QIKPAC CARRY mobile power banks, a triple charging dock and a power cable.

The portability of the QIKPAC CARRY allows full flexibility to work anywhere in the workspace or campus, or to go offsite for meetings or excursions, to a library or cafe or to work outdoors. Each QIKPAC CARRY will provide up to 28 hours of laptop power from a single charge.

At the power delivery end of QIKPAC CARRY is the patented TUF-R laptop and mobile charging module which is available in two power levels:

- TUF-R HP (A+C) 72W powers a single laptop and a smartphone or tablet.
- TUF-R CC (C+C) 150W powers two laptops or one laptop and a smartphone or tablet.

QIKPAC CARRY can be fully recharged overnight on the purpose designed triple charging dock.

Take a look at what FREEDOM looks like [here](#).



TUF-R HP (72W)

TUF-R CC (150W)



Features

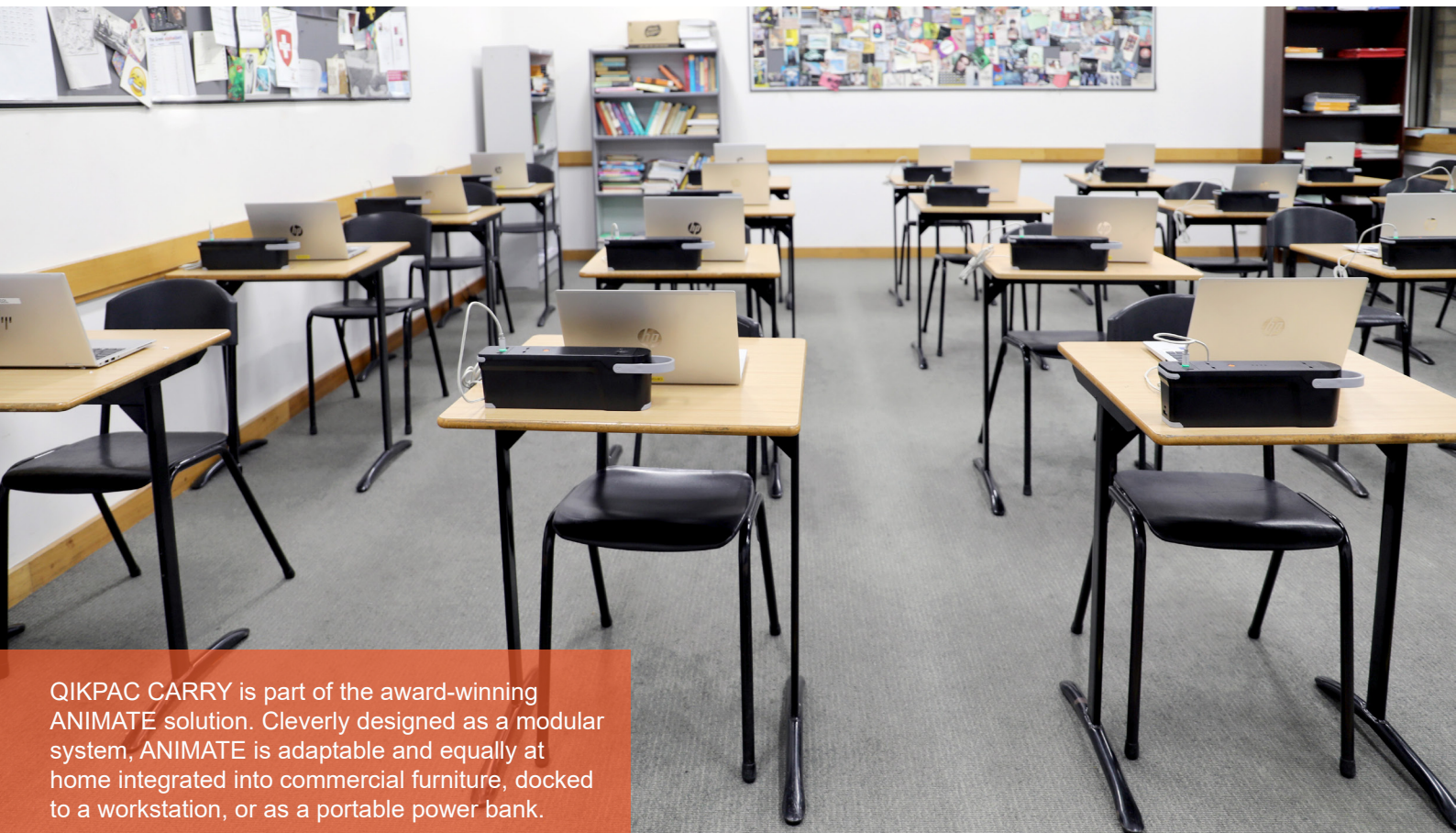
- Up to 28 hours of power from a single charge
- Certified to IEC and UL standards
- Available with TUF-R A+C or TUF-R C+C

QIKPAC triple



QIKPAC CARRY's triple charging base is a sturdy, easy to use charging dock that can be freestanding or mounted to suitable horizontal or angled surfaces, charging up to three QIKPAC CARRY units at a time.

Connect the charger base to the mains AC power with an OE GST18 starter cable. The QIKPAC charger base has both GST18 input and output connectors to allow multiple bases to be linked and powered from a single starter cable.



QIKPAC CARRY is part of the award-winning ANIMATE solution. Cleverly designed as a modular system, ANIMATE is adaptable and equally at home integrated into commercial furniture, docked to a workstation, or as a portable power bank.



OE Elsafe has an end-of-life policy that recommends all QIKPAC batteries be recycled. OE has partnered with B-Cycle to provide an end-of-life solution for our QIKPAC batteries, which are sent to Australia's very own onshore battery recycling plant, Envirostream.

The Envirostream recycling facility is equipped to recover 95% of the resources in batteries, returning the active components to the production of new Li-ion batteries for a circular and sustainable battery economy.

QIKPAC triple TECHNICAL

KEY SPECIFICATIONS QIKPAC

Battery Capacity	240Wh (Equivalent to 66780mAh)
Useable Capacity	200Wh
Output Voltage	21.0V to 29.4V
Input Voltage	30.0V (Maximum)
Maximum Output Current Per Port	6A
Total Shared Maximum Output Current	12A
Features	Short Circuit Protection Over Current Protection Under Voltage Protection Battery Overvoltage Protection Unit Over Temperature Protection
Safety Standards	IEC/UL 62368-1 (Safety) IEC/UL 62133-2 (Li-ion Safety) EN/IEC 61000-6-3 & 61000-6-1 (EMC) FCC 15B (USA-EMC) UN38.3 (Shipping)
Weight	1.3kg
Rated Operating Temperature	10 - 35C
Charging Range	5°C to 45°C
Discharging Range	-20°C to 60°C
Storage Temperature	Up to 3 Months: Store between -20°C and 40°C Longer Duration : Between 10°C to 20°C (Ideal) QIKPAC should be stored at 40-60% charge (2 LEDs) in a low humidity environment (less than 70% RH) with no corrosive gases and no condensation on cells and charged yearly to keep them at this level.
Estimated Charge Cycles	1,500 (With 70% capacity remaining, dependent on type of load and use)
Estimated Life Span	5+ years

CE/UKCA Marking

QIKPAC Battery is CE and UKCA marked by OE Electrics as complying with:

- EU Battery Directive 2006/66EC as amended by 2013/56/EU.
- Electromagnetic Compatibility Directive 2014/30/EU.
- ROHS Directive 2011/65EU as amended by 2015/863EU plus the equivalent UK regulations.

The QIKPAC BATTERY and ANIMATE solution modules are designed and intended for commercial use.

PRODUCT TYPE

Portable 240Wh lithium-ion battery pack for use in office type environments.

Construction

Premium Lithium-Ion cells and control circuitry contained within a high strength fire retardant polycarbonate body.

Colours

Black or white.

Power Connections

Wieland GST08 50V 6A DC power in and out connectors.

Charging Options

Triple charging base for one to three QIKCARRY units.

Shipment

QIKPAC batteries are shipped by OE in UN38.3 or other country specific certified dangerous goods packaging.

Recycling

End of life QikPAC batteries are 95% recyclable. QikPAC must be recycled in accordance with prevailing regulations for the recycling of portable li-ion battery packs in the country of use. If unsure, please ask OE Elsafe for a current list of approved recycling collection points.

QIKPAC Carry Case

QIKPAC is supplied fitted in the QIKPAC CARRY portable carry case complete with a TUF-R HP A+C USB charging module.

Quality & Testing

All QIKPAC Battery units are manufactured using ISO9001 quality controlled components and practices and are fully tested before dispatch.

Charging Times -	
1-2 batteries	5 - 8 hours
3 batteries	8 - 11 hours



TUF-R® HP TECHNICAL

KEY SPECIFICATIONS TUF-R HP

USB Charging Outlets	1 x Type A Female 1 x Type C Female
Input Connection	1x GST08 Male
Output Voltages and Currents	TYPE C: MAX 60W 20V/3A, 15V/3A, 9V/3A, 5V/3A (PD3.0) QC 2/3.0 5V/3A, 9V/2A, 12V/1.5A TYPE A: MAX 12W 5V / 2.4A IDR BC1.2, Apple 12W Mode, Samsung Fast Charge
Input Voltage	24 – 30V DC
Rated Total Output Power	72 W MAX

USB Connector	Min. Insertions – 10,000 for Type A, 10,000 for Type C
Over Current Protection	Yes, Digital Control at 3.3A - Auto Reset with LED Flash
Short Circuit Protection	Yes, Digital Control at 3.3A - Auto Reset
Over Temperature Protection	Auto Power Reduction to PD 45W Mode 20V/2.25A, 15V/3A, 9V/3A, 5V/3A
Rated Operating Temperature	0° TO 25°C
Standards	IEC 62368-1 : 2018 (safety) EN61204 : 2018 (EMC)
End User / Facility Manager Replaceable USB module	Yes when in 42mm Canister and QF5 solutions
LED Indicator	Power On: Green Over-current: Fast Green Flash Power Input Below 23V: Slow Green Flash

TUF-R HP is designed and intended for commercial use.

TUF modules are safe and designed for public spaces. No data transfer is possible as TUF has no external data connections or the ability to store enough code to put malware on a device.



FEATURES

Construction:

High strength fire retardant polycarbonate

Colours:

Black or white

Power cord options:

GST08 cable

Quality & Testing:

All QF05 TUF-R HP / 72W modules are manufactured using ISO9001 quality controlled components and practices and are 100% tested before dispatch:

Visual: Configuration and appearance

USB charger: Output voltage and resistance

"We test every pin on every connection in every socket"

CE Marking:

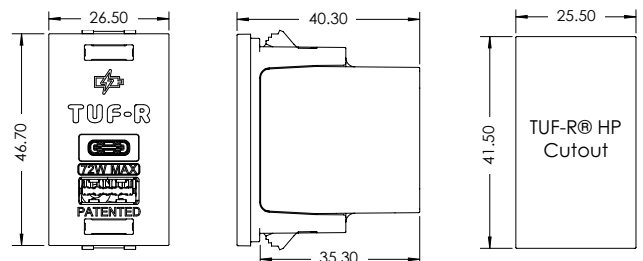
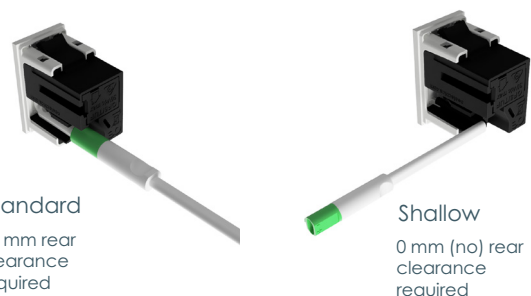
QF05 TUF-R HP modules are CE marked by OE Electrics as complying with:

Electromagnetic Compatibility Directive 2014/30/EU Low Voltage Equipment Directive 2014/35/EU ROHS3 Directive EU 2015/863

Cable Options :

GST08 cable can be extracted from the QF05 TUF-R HP body for shallow depth fitting.

TUF-R HP (72W) QF5 DIMENSIONS



TUF-R® CC TECHNICAL

KEY SPECIFICATIONS TUF-R CC

USB Charging Outlets	2 x Type C (Reversible)
Power In connector	Male GST08 DC connector
Input Voltage	21 to 30V 6.0A Max
Output Voltages & Currents Single Port (Either USB-C port)	Normal Mode USB C1 or C2: Max 100W 5V/5A, 9V/5A, 12V/5A, 15V/5A, 20V/5A Reduced Power Mode* USB C1 or C2: MAX 63W 5V/2.4A, 9V/3A, 12V/3A, 15V/3A, 20V/3.15A
Output Voltages & Currents Two Ports (Both USB-C ports simultaneously)	Normal Mode USB C1 + C2: (75W+75W) 75W: 5V/3A, 9V/3A, 12V/3A, 15V/3A, 20V/3.75A. Reduced Power Mode* USB C1 + C2 (45W+18W or 18W+45W) 45W: 5V/2.4A, 9V/2.5A, 12V/2.5A, 15V/2.4A, 20V/2.25A. 18W: 5V/2.4A, 9V/2A, 12V/1.5A, 15V/1.2A, 20V/0.9A.
USB Connector Min. Insertions	10,000
Over Current Protection	Yes. Digital control. Auto reset with LED flash.
Short Circuit Protection	Yes. Digital control. Auto reset.
Over Temperature Protection	Yes, Shutdown and activation of Reduced Power Mode
Rated Operating Temperature	0° TO 35°C
Certifications – Safety	IEC 62368-1:2018 UL62368-1 cTUVus
Certifications –EMC	EN61204 : 2018 FCC 47 CFR Part15 subpart B
Certifications ROHS	EU2011/65/EU as amended by (EU) 2015/863
End User / Facility Manager Replaceable USB module	Yes
LED Indicator	Power On: Green Over-current: Fast Green Flash Power Input Below 23V: Slow Green Flash

*Reduced Power Mode is activated when the input voltage is below 23 volts or the temperature is nearing circuit limits. Additionally, if the TUF-R CC module is powered directly from a QF30PSU-70W or canister PSU-70W, it will operate in reduced power.



FEATURES

Construction:

High strength fire retardant polycarbonate

Colours:

Black or white

Power cord options:

GST08 cable

Quality & Testing:

All QF05 TUF-R CC / 150W modules are manufactured using ISO9001 quality controlled components and practices and are 100% tested before dispatch:

Visual: Configuration and appearance

USB charger: Output voltage and resistance

"We test every pin on every connection in every socket"

CE Marking:

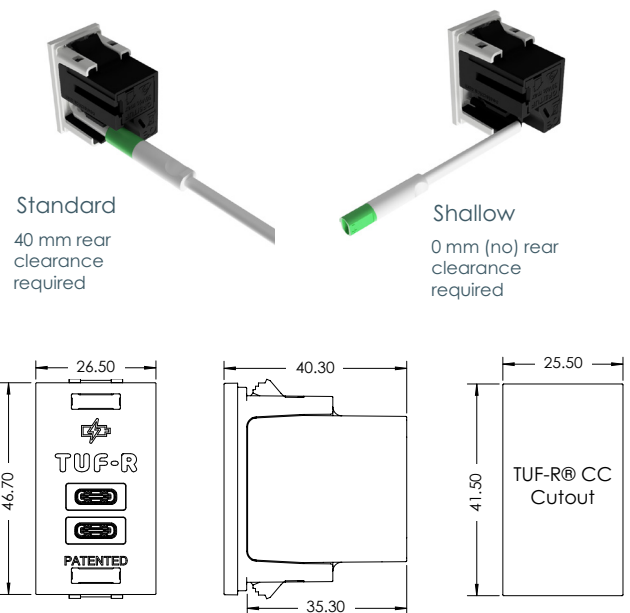
QF05 TUF-R CC modules are CE marked by OE Electrics as complying with:

Electromagnetic Compatibility Directive 2014/30/EU Low Voltage Equipment Directive 2014/35/EU ROHS3 Directive EU 2015/863

Cable Options :

GST08 cable can be extracted from the QF05 TUF-R CC body for shallow depth fitting.

TUF-R CC QF5 (150W) DIMENSIONS



QIKPAC triple TECHNICAL

LED FUNCTION	LED Code	Description
Short Button press		80-100% ON for 5 Seconds after button press
Short Button press		60-80% ON for 5 Seconds after button press
Short Button press		40-60% ON for 5 Seconds after button press
Short Button press		20-40% ON for 5 Seconds after button press
		0-20% constantly ON without button press
Charger plugged in but Battery FULL		100% Battery LEDs ON
Charging		80-100% ON FLASHING
Charging		60-80% ON FLASHING
Charging		40-60% ON FLASHING
Charging		20-40% ON FLASHING
Charging		0-20% ON FLASHING
Fault mode		Over current fault on one of the ports. All outputs will remain disabled until cleared by a short button press. Current range allowed from a single port: 6.5 - 10A allowed for up to 20 seconds 10 - 19A allowed for up to 5 seconds Combined current of over 19 Amps will cause QIKPAC to immediately turn off (after 320ms delay)
Fault mode		Maximum or minimum charging temperature limit reached. (Charge: +5 to +45C) QIKPAC will not be charged while in this mode however it can still supply power to connected devices. LEDs indication happens only if a power supply is connected. Fault will be cleared automatically once battery cells are within temperature range.
Fault mode		Minimum or maximum discharge temperature limit reached (Discharge: -20 to +60C) QIKPAC will not supply power nor receive charge from the PSU in this mode. Fault will be cleared automatically once battery cells are within temperature range.
Turning On / Start up		Press and hold for 5 seconds - 4 Pink LEDs light up from left to right and will turn on in 1 second intervals. All LEDs on indicates a successful startup.
Ship mode / Shut down		Press and hold for 5 seconds - 4 Pink LEDs light up then switch off one at a time from right to left
Ship Mode		Short Button Press, one LED lights for 1 second - this confirms the QIKPAC is in ship mode. This is the mode QIKPAC will arrive in, when shipped.
High in-rush current mode		This mode activates automatically on every startup and remains effective for 60 seconds to allow devices with high in-rush current demand to startup.
Button Function	Time Frame	Action / Description
Turn QIKPAC on (from ship mode)	4 Seconds	Press button (approx. 4 secs): Until you see LED lighting up in turn, then release button. If all 4 LEDs light up then a successful start-up is indicated. After a few seconds the battery level will then appear.
Battery level status (when QIKPAC is On)	0 - 5 Seconds	Short Button Press (0-5 secs): Displays battery level for 5 seconds, as well as clearing any over current fault.
Ship Mode / Shut Down / Power saver	5 - 15 Seconds	Press & hold then release (5-15 secs): Activating Ship Mode / Shut Down Suitable for shipping, saving power while not in use or when the product is not going to be used for a long time.